



BRIEFING FOR PARENTS

SCIENCE

Mr Jonathan Lo (*HOD Science*)



OUTLINE OF PRESENTATION

1. *Format of paper*
(*Standard & Foundation*)
2. *Supporting our children*
3. *Resources*



**using
the microscope**





FORMAT OF PAPER

	Booklet	Item Type	No. of Qns	No. of marks per Qns	Marks	Total marks
Standard Science	A	MCQ	28	2	56	100
	B	Open-ended	12-13	2	44	
Foundation Science	A	MCQ	18	2	36	70
	B	Structured Open-ended	6 - 7 5 - 6	2 - 3 2 - 4	14 20	



SUPPORTING OUR CHILDREN (C.L.E.A.R)

Check the Nature Study Book and assignments given to monitor your child's progress (e.g. neat work, highlight important words in the questions and jotting down teacher's notes for correction)

Listen to their explanation

Experiment to reinforce understanding

Apply their understanding in different settings

Revise regularly using a study schedule

RESOURCES (L.O.V.E)

Learn science widely through different reading resources (e.g. Textbook, study guide , Young Scientist, National Geographic etc)

Observe scientific phenomenon around us and encourage your child to explain/describe the scientific phenomenon observed around us.



Video on science experiments

Refer to the QR codes at the end of every activity book

YouTube (Peekaboo Kidz, SciShow kids, Crashcourse Kids etc)

TED-Ed Science (<https://ed.ted.com/lessons?category=science-technology>)


Experience science through family fieldtrips to local parks, gardens and nature reserve (e.g. Zoo, Gardens by the Bay and etc)





FOLLOW US ON INSTAGRAM

Our ID: edpscience



cub, born to Kai Kai and Jia Jia at River Safari



1 of 4 The baby and its mother, Jia Jia, are in an off-exhibit



Please kindly fill out the short feedback form.
This will help us better plan future briefings cum
networking sessions.

Thank you!